



Our Mission

To improve public health by promoting an individual's well-being, preventing disease, and protecting an individual's health within the community.

Middleton Board of Health

Robert Ambrefe, Chairman
George Demeritt
John Goodwin
Mathew Greenfield
Paul LeBlanc

Middleton Health Department

195 N Main Street
Middleton MA 01949
978-777-1869

www.townofmiddleton.org



Derek Fullerton, RS, CHO
Director of Public Health

healthdirector@townofmiddleton.org



Traci Mello, RN, BSN
Public Health Nurse

pnh@townofmiddleton.org



Patricia Zingarelli
Department Clerk

dpwsecretary@townofmiddleton.org



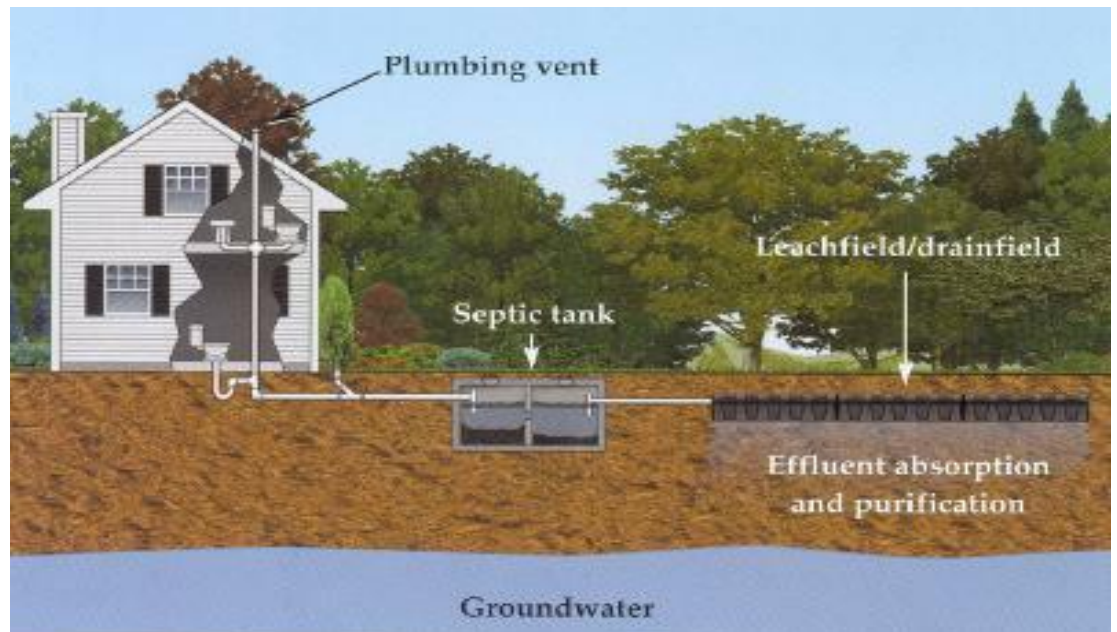
Like us on Facebook

Septic System Awareness: Series 1 of 2

What is a septic system?

Over 99% of Middleton homes have an onsite subsurface sewage disposal system (commonly referred to as a septic system).

In a septic system, wastewater exits the house and then enters your septic tank where solids settle to the bottom, grease and scum float to the top, and the remaining wastewater sits in between both layers. The wastewater then exits the outlet pipe where it travels to the distribution box (d-box). The d-box evenly distributes the wastewater down each leach line. The leach line pipes or chambers have small holes that allow the wastewater to exit and travel through the soil for treatment before reaching the groundwater and nearby rivers and streams.

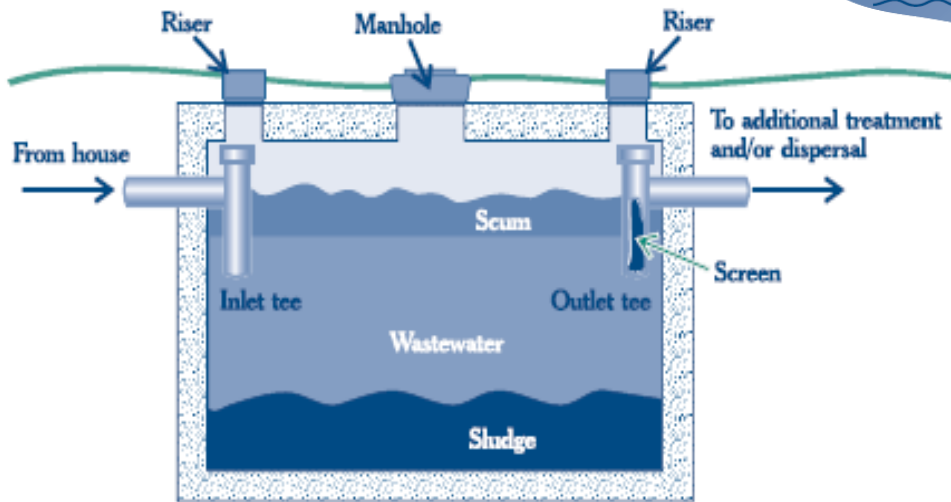
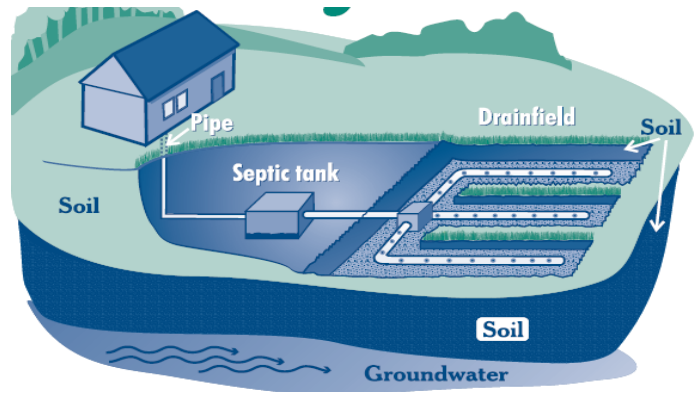


If you would like to understand the biological treatment process, please ask a representative from the Middleton Health Department

What are the components of a Conventional Septic System?

A Septic System has three components

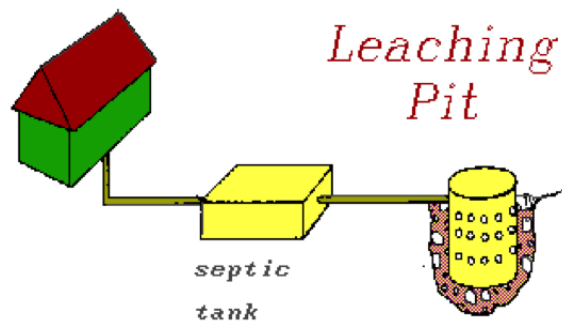
1. Septic Tank
2. Distribution Box
3. Leach Field (soil absorption field)



(Example of a Septic Tank)

A Leaching Pit commonly has two components


1. Septic Tank
2. Leaching Pit



Within a leaching pit, wastewater exits the septic tank and then enters a pit with large diameter holes where the wastewater exits and filters through the soil.

A Cesspool has one component

1. Leaching Pit



In a cesspool, all solids and liquids leaving the home enter a leach pit without the presence of a septic (settling) tank. Wastewater exits the holes and enters into the soil. Many cesspools, typically installed before 1978, were installed with less protection to public health and the environment and did not require proper separation from the seasonal high groundwater. Cesspools are not allowed to be installed today in Massachusetts

Septic System Do's

- Do not build over your system; shed, pool, or driveway over your system.
- Avoid flushing objects and chemicals down into your system.
- Use less water to reduce the amount your system has to process. Use water conserving fixtures (toilets, faucets, shower heads, etc.).
- Check toilets and faucets for leaks.
- Locate your septic system or cesspool. Keep a sketch and maintenance / pumping record up-to-date for quick reference.
- Do not do all your clothes washing on the same day. Spread loads out over each week, (limit to 2 per day).
- Divert rooftop runoff, sump pump discharge, and pool backwash away from your system.
- Ensure that your waste pumper inspects the inlet and outlet pipes of your system and reports the conditions to you.
- Consider adding a filter to your outlet pipe (septic systems only) to prevent fecal solids carryover into your leach field.

Septic System Don'ts

- Don't dispose of "**CLOGGERS**" down into your system such as, Diapers, Baby Wipes, Cigarettes, Grease, Dental Floss, Feminine Hygiene Products, Kitty Litter, and Paper Towels
- Don't flush "**KILLERS**" down in the system & into the Environment!! Such as, Household Chemicals, Oil, Gas, Paints/Thinners, Pesticides, and Fertilizers
- Do not install garbage grinders: **THEY ARE PROHIBITED IN MIDDLETON** (Local Board of Health Regulations).